

















Kingsway Online Course Requests Instructions


- 1) Log in to PowerSchool
- 2) Click on “class registration” tab on the left side of the page.
- 3) Click on the pencil to begin selecting courses.

view course requests

12th Grade Language Arts Literacy	Click the edit button to request a course ⇒	 
12th Grade World Language	Click the edit button to request a course ⇒	 
12th Grade Social Studies	Click the edit button to request a course ⇒	 
12th Grade Visual & Performing Arts	Click the edit button to request a course ⇒	 
12th Grade Family & Consumer Science	Click the edit button to request a course ⇒	 
12th Grade Business & Computer Technology	Click the edit button to request a course ⇒	 
12th Grade Science	Click the edit button to request a course ⇒	 
12th Grade Physical Education	Click the edit button to request a course ⇒	 

4) Select courses by clicking on the box to the left of the course title. Once you have selected your courses from the department, click “OK” at the bottom of the page.

5) When you have completed selecting your courses, review the number of credit hours chosen against the number required at the bottom of the screen.

Requires 30 credit hours.
Requesting 30 credit hours. 

- a) If you are a rising senior, select 6 electives. Rising juniors and sophomores must choose 3 electives, while rising freshman must choose 2 electives.